



FSLI

First

MEASUREMENTS - WEIGHTS

Overall length: 8 040 mm
Overall width: 2 350 mm
Height inc. A/C: 2 900/3 092 mm
Wheelbase: 4 750 mm
Max. total weight: 7 200 kg
Chassis: IVECO Daily 70C
Capacity of vehicle: 27 seats
8 standing passengers
1 driver

ENGINE

Make: IVECO

DIESEL

Engine - Type: F1C
Number of cylinders: 4 cylinders in line
Capacity: 2 998 cm³
Max. power: 125 kW (170HP)
at 3500 rpm
Max. torque: 400 Nm at
1250 - 3000 rpm
Fuel tank: 120 Liters
Emission level: Euro 6



Type: F1C CNG
Capacity: 2 998 cm³
Max. power: 100 kW (136HP)
at 3500 rpm
Max. torque: 350 Nm at
1500 - 2730 rpm
Tank capacity: 406 litres (71 kg)
Operating range: 600 km

TRANSMISSION

Transmission: 6 - gear manual transmission

Options:
Automatic gearbox - Hi-matic

AXLES

Final drive ratio: i = 4,3
Front axle: independent wheels with indication
Stabiliser: front axle and rear axle
Rear axle: single axle, twin wheels
Suspension: pneumatic suspension

BRAKES

Hydraulic brake systems with separated circuits
ABS, ASR
Retarder Telma

WHEELS - TYRES

Steel rims: 6,0 x 16"
Summer tyres: 225/75 R16

DOORS

Electric front single-sheeted door
Electric rear single-sheeted door

GLAZING

Windscreen laminated glass
Driver window
Manually operated window

ELECTRICAL EQUIPMENT

Battery 12 Volt - 110 Ah
Electricity 12 Volt
Digital tachograph
Radio / CD player
Day / night illumination in interior roof lining

Options:
Preparation for information tables

HEATING - VENTILATION - COOLING

Baseboard heating in combination
with a hotwater pre-heater
2 x roof fan
2 x roof hatch

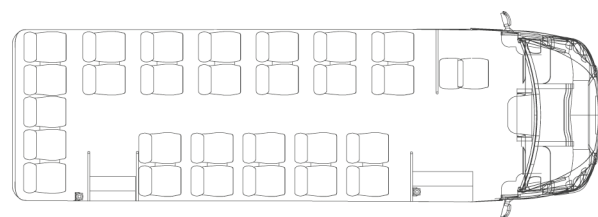
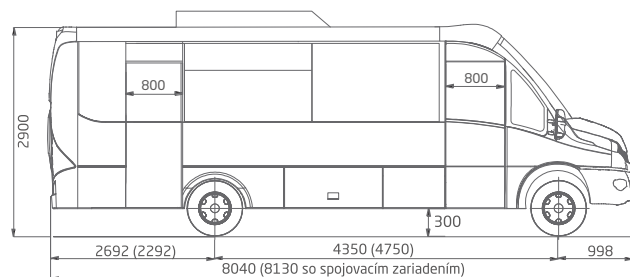
Option:
Air condition

INTERIOR

Driver's seat upholstered in the same material
as the other seats
Wooden floor upholstered with anti-slip
carpeting, sealing all around
Luggage shelves
Driver's window with sliding mechanism
Large interior mirror
26 standard seats

EXTERIOR

Colour: RAL



Sadová 14A, 052 01 Spišská Nová Ves, Slovakia
Tel.: +421 53 4182 401, Fax: +421 53 4424 265, e-mail: rosero@rosero.sk, www.rosero.sk

First

Creator of bodyworks



FLHI Travel



MEASUREMENTS - WEIGHTS

Overall lenght: 8 040 mm
Overall width: 2 350 mm
Height inc. A/C: 3 092 mm
Wheelbase: 4 750 mm
Max. total weight: 7 200 kg
Chassis: IVECO DAILY 70C
Luggage compartment capacity: cca. 2 m3
Seats: 26 seats
1 driver
1 co-driver

ENGINE

Make: IVECO

TRANSMISSION

Transmission: 6 - gear manual transmission

Options:
Automatic gearbox – Hi-matic

AXLES

Final drive ratio: i = 4,3
Front axle: independent wheels with indication
Stabiliser: front axle and rear axle
Rear axle: Single axle, twin wheels
Suspension: pneumatic suspension

BRAKES

Hydraulic brake systems with separated circuits
Disc brakes on front and rear axle
ABS, ASR
Retarder Telma

WHEELS - TYRES

Steel rims: 6,0 x 16"
Summer tyres: 225/75 R16

DOORS

Electric front single-sheeted door
Emergency door

GLAZING

Windscreen laminated glass
Thermal glass
Fixed double windows all around
Lightly tinted glass

ELECTRICAL EQUIPMENT

Battery: 12 Volt - 110 Ah
Electricity: 12 Volt, starter 12 V
Digital tachograph
Radio / CD player
Microphone for courier
Loudspeakers in parcel racks
Day / night illumination in interior roof lining
Entrance lights
Headlights, clear glass technology
Halogen fog lights
Marker lights

Options:
DVD, LCD TV
Coffemachine, Refrigerator

HEATING - VENTILATION - COOLING

Air condition: 14,5 kW
Baseboard heating in combination with a hotwater pre-heater
Front heater with defroster
Digital heater timer
2 x Roof fan
2 x Roof hatch

INTERIOR

Driver´s seat upholstered in the same material as the other seats, with 3 - point safety belt
Adjustable driver´s seat headrest
Storage space on dashboard
Moquette trimming to gangway roof (same as seats)
Sides and back door felt upholstered
Wooden floor upholstered with anti-slip carpeting, sealing all around
Separating wall at left of entrance
Driver´s window with sliding mechanism
Large interior mirror
Optional curtains
26 comfortable seats with backrest adjustment
Options:
Footrests, magazine nets, tables

EXTERIOR

Colour: RAL

Options:

Metalic colours
Towing hook



FLHI Schoolbus



MEASUREMENTS - WEIGHTS

Overall lenght: 8 490 mm
Overall width: 2 350 mm
Height: 2 900 mm
Wheelbase: 4 750 mm
Max. total weight: 7 200 kg
Chassis: IVECO DAILY 70C
Seats: 31 seats
1 driver
1 co-driver
1 wheelchair

ENGINE

Make: IVECO

TRANSMISSION

Transmission: 6 - gear manual transmission

Options:
Automatic gearbox – Hi-matic

AXLES

Final drive ratio: i = 4,3
Front axle: independent wheels with indication
Stabiliser: front axle and rear axle
Rear axle: Single axle, twin wheels
Suspension: pneumatic suspension

BRAKES

Hydraulic brake systems with separated circuits
Disc brakes on front and rear axle
ABS, ASR
Retarder Telma

WHEELS - TYRES

Steel rims: 6,0 x 16"
Summer tyres: 225/75 R16

DOORS

Electric front single-sheeted door
Emergency door

GLAZING

Windscreen laminated glass
Driver window
Manually operated-windows

ELECTRICAL EQUIPMENT

Battery: 12 Volt - 110 Ah
Electricity: 12 Volt, starter 12 V
Digital tachograph
Radio / CD player
Microphone for co-driver
Day / night illumination in interior roof lining
Entrance lights
Headlights, clear glass technology
Halogen fog lights
Marker lights

Options:
Preparation for info tables

HEATING - VENTILATION - COOLING

Baseboard heating in combination with a hotwater pre-heater
Front heater with defroster
Digital heater timer
2 x Roof fan
2 x Roof hatch

Option:
Aircondition for passengers

INTERIOR

Driver´s seat upholstered in the same material as the other seats, with 3 - point safety belt
Adjustable driver´s seat headrest
Glove compartment
Storage space on dashboard
Wooden floor upholstered with anti-slip carpeting, Separating wall at left side of entrance
Driver's window with sliding mechanism
Large interior mirror
31 seats without backrest adjustment, safety belts
Wheelchair lift

Option:
Curtains on side windows

EXTERIOR

Colour: RAL



FCLEI



MEASUREMENTS - WEIGHTS

Overall lenght: 7 990 mm
Overall width: 2 350 mm
Height inc. A/C: 2 900/ 3 092 mm
Wheelbase: 4 750 mm
Max. total weight: 7 200 kg
Chassis: IVECO DAILY 70C
Seats: 20-22
7 standing passengers
2 wheelchairs /baby carriage
1 driver

ENGINE

Make: IVECO

TRANSMISSION: 6 - gear manual transmission

Options:
Automatic gearbox – Hi-matic

AXLES

Final drive ratio: i = 4,3
Front axle: independent wheels with indication
Stabiliser: front axle and rear axle
Rear axle: Single axle, twin wheels
Suspension: pneumatic suspension

BRAKES

Hydraulic brake systems with separated circuits
Disc brakes on front and rear axle
ABS, ASR
Retarder Telma

WHEELS - TYRES

Steel rims: 6,0 x 16"
Summer tyres: 25/75 R16

DOORS

Electric front double-sheeted door
Emergency door in the rear

GLAZING

Windscreen laminated glass
Driver window
Manually operated-window

ELECTRICAL EQUIPMENT

Battery: 12 Volt - 110 Ah
Electricity: 12 Volt, starter 12 V
Digital tachograph
Radio / CD player

Entrance lights
Headlights, clear glass technology
Halogen fog lights
Marker lights
Electric roof hatch

Options:
Preparation for information tables

HEATING - VENTILATION - COOLING

Baseboard heating in combination with a hotwater pre-heater
2 x roof fan
2 x roof hatch

Options:
Air condition

INTERIOR

Driver´s seat upholstered in the same material as the other seats
Adjustable driver´s seat headrest
Storage space on dashboard
Wooden floor upholstered with anti-slip carpeting, sealing all around
Driver´s window with sliding mechanism
Large interior mirror
22 standard seats
2 clap seats
Low floor in front part of vehicle
Manual ramp for wheelchair and for baby carriage
Note: different variants of seats

EXTERIOR

Colour: RAL



FCLLI



MEASUREMENTS - WEIGHTS

Overall lenght: 8 040 mm
Overall width: 2 350 mm
Height inc. A/C: 2 900/ 3 092 mm
Wheelbase: 4 750 mm
Max. total weight: 7 200 kg
Chassis: IVECO Daily 70C
Seats: 19/2
9 standing passengers
1 wheelchair /baby carriage
1 driver

ENGINE

Make: IVECO

TRANSMISSION

Transmission: 6 - gear manual transmission

Options:
Automatic gearbox – Hi-matic

AXLES

Final drive ratio: i = 4,3
Front axle: independent wheels with indication
Stabiliser: front axle and rear axle
Rear axle: Single axle, twin wheels
Suspension: pneumatic suspension

BRAKES

Hydraulic brake systems with separated circuits
Disc brakes on front and rear axle
ABS, ASR
Retarder Telma

WHEELS - TYRES

Steel rims: 6,0 x 16"
Summer tyres: 25/75 R16

DIESEL

Engine - Type:
Turbo:
Number of cylinders:
Capacity:
Max. power:

Max. torque:

Fuel tank:
Emission level:

F1C
intercooling
4 cylinders in line
2 998 cm³
125 kW (170HP)
at 3500 rpm
400 Nm at
1250 - 3000 rpm
120 liters
Euro 6



F1C CNG
2 998 cm³
100 kW (136HP)
at 3500 rpm
350 Nm at
1500 - 2730 rpm
350 Liters (61kg)
500 km

ELECTRIC

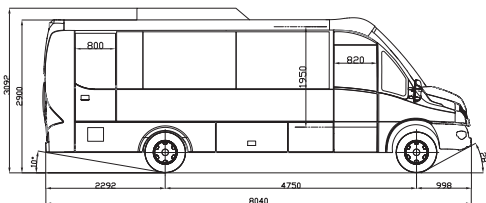
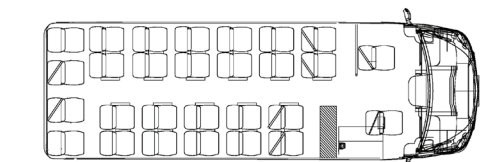
Engine - Type:
Capacity:
Max. power:

Max. torque:

Tank capacity:
Operating range:

Engine - Type:
Max. power:
Charging time:
Batteries:
Operating range:

electric
100 kW
8 hod.
Li-Pol
190 km



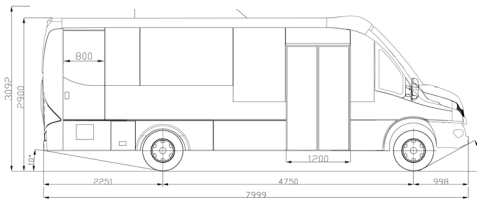
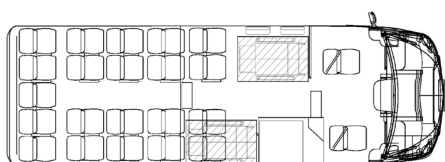
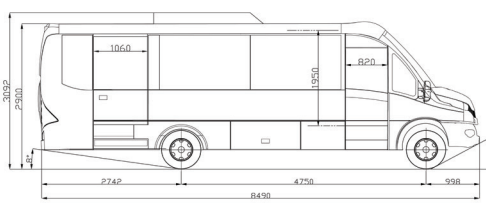
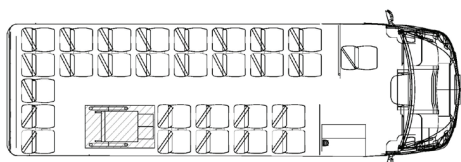
Engine - Type:
Turbo:
Number of cylinders:
Capacity:
Max. power:

Max. torque:

Fuel tank:
Emission level:

DIESEL

F1C
intercooling
4 cylinders in line
2 998 cm³
125 kW (170HP)
at 3500 rpm
400 Nm at
1250 - 3000 rpm
120 liters
Euro 6



Engine - Type:
Capacity:
Max. power:

Max. torque:

Tank capacity:
Operating range:

